

PANASONIC COMMUNICATION SYSTEMS ADVANCED HYBRID WIRED/WIRELESS TELEPHONE SYSTEM, ADVANCED HYBRID TELEPHONE SYSTEMS & VOICE PROCESSING SYSTEMS PRODUCT CATALOG





© Panasonic Corporation of North America, 2008




PRODUCT CATALOG





Effective Date July, 2008
Supersedes all Previous Price Lists





Panasonic
ideas for life




Model Number	Description	Per Master Carton		UPC Code 0-37988-
		Units	Weight	
KX-TA824 ADVANCED HYBRID TELEPHONE SYSTEM CONTROL UNIT				
KX-TA824 	CONTROL UNIT The KX-TA824 is an Advanced Hybrid Telephone System. It's initially configured with one caller ID card (KX-TA82493), 3 COs, and 8 station ports. By adding expansion cards (KX-TA82483, KX-TA82470 and the KX-TA82481) the system can grow to a maximum capacity of 8 COs and 24 station ports. The KX-TA824 is compatible with all KX-T7000, KX-T7300 and KX-T7700 series telephones, Panasonic cordless models KX-TD7896 and single line devices. Programming software and manuals are packed with the control unit. Features <ul style="list-style-type: none"> • PC Programmable (On Site and Remote) • Built-in Remote Modem Card • 3 Voice Mail Options (APITS, CO Based or Internal VM Card) • Message Waiting Lamp Control • Caller ID with Call Waiting (APT and SLT Telephones) • Caller ID Logging (System and Station) • Room Monitor • Call Forwarding (Busy, No Answer, Follow Me, Outside Line and All Call) • Direct Inward System Access (DISA) with Fax Detection and 3 Level Auto Attendant/OGM (180sec, 1ch) • SMDR • Built-in USB and RS232C Ports 	1	11.98 lbs.	85135-5
KX-TA824PK	KX-TA824 VALUE PACKAGE Includes 1 KX-TA824 Control Unit and 3 KX-T7731-B Telephones	1	20.94 lbs.	85134-8
KX-TA824 SYSTEM OPTIONAL EXPANSION AND FEATURE CARDS				
KX-TA82483	3 X 8 EXPANSION CARD Expands the system to support an additional 3 COs and 8 Extensions.	3	1.57 lbs.	85139-3
KX-TA82481	2 X 8 EXPANSION CARD Expands the system to support an additional 2 COs and 8 Extensions.	3	1.43 lbs.	85138-6
KX-TA82470	8 PORT EXTENSION CARD Expands the system to support an additional 8 extensions.	3	1.34 lbs.	85137-9
KX-TA82461	DOOR PHONE/ DOOR OPEN CARD Supports up to 4 door intercoms, either the KX-T30865, KX-T7775, KX-T7665 or Video Door Intercom Systems VL-GM201A and VL-GM301A. Also Equipped with 4 relay contacts to control up to 4 door strike mechanisms or other compatible low voltage device. Maximum 1 per system.	3	0.8 lbs.	85136-2
KX-TA82491	DISA/AUTO ATTENDANT EXPANSION CARD Adds 1 Channel and 180 seconds to the built in DISA features, for a maximum total of 2 channel and 360 seconds. Maximum of one card per system.	3	0.11 lbs.	85140-9
KX-TA82492	VOICE MESSAGE CARD Adds basic voice messaging features to the system. Supports 2 channels, 60 minutes total recording time. Maximum 1 per system.	3	0.12 lbs.	85141-6
KX-TA82493	CALLER ID CARD Required to pass Caller ID to telephones connected to the system. Each KX-TA82493 supports 3 COs. One card is included with the Control Unit. A maximum of two additional cards can be installed.	3	0.12 lbs.	85142-3






Model Number	Description	Per Master Carton		UPC Code 0-37988-
		Units	Weight	
KX-TAW848 ADVANCED HYBRID WIRED/WIRELESS SYSTEM CONTROL UNIT				
KX-TAW848 	CONTROL UNIT The KX-TAW848 control unit is initially configured with 4 Extension Ports and 4 Loop Start CO ports (1 LCOT card), Power Supply, RS-232 port, USB port, MOH port, Paging port and an SD card. The system is expandable to 8 COs and 24 extension ports. The 24 extension ports can support a combination of 51 wired and wireless extensions. Please refer to the KX-TAW848 Capacities Chart #1 before configuring the system. Programming software and manuals are packed with the control unit. Features <ul style="list-style-type: none"> • Multi-Cell Wireless (2.4Ghz & D.E.C.T.) • PC-Based Programming • Automatic Route Selection (ARS) • Toll Restriction • Caller ID APT and SLT Telephones • In Skin Voice Mail Card and Voice Mail System Integration • Compatible with KX-T7700, 7300, 7000 Series Telephones and SLT • Direct Inward System Access (DISA) 	1	14.1 lbs.	85094-5
KX-TAW848 MOUNTING HARDWARE				
KX-A244X	19" RACK MOUNT BRACKET FOR THE KX-TAW848 For mounting the KX-TAW848 cabinet in a 19" rack.	1	3.85 lbs.	85112-6
KX-TAW848 STATION CARDS				
KX-TAW84870	4-PORT HYBRID LINE CARD (HLC4) 4 ports per card. Supports KX-T7700 (APT) series telephones, Single Line (SLT) and DSS console, (KX-T0151 & KX-T0155) 2 port Cell Station and DPITS Voice Mail. Maximum one per system. Please refer to KX-TAW848 System Capacities Chart #1 prior to configuring a system.	5	4.4 lbs.	85098-3
KX-TAW84874	8-PORT SINGLE LINE CARD (SLC8) 8 ports per card. Supports single line telephones (SLT). Also equipped with 8 DTMF receivers. 2 cards max per system. Please refer to KX-TAW848 System Capacities Chart #1 prior to configuring a system.	5	5.18 lbs.	85099-0
KX-TAW84875	4-PORT PROPRIETARY LINE CARD (PLC4) 4 ports per card. Supports KX-T7700 series (APT), DSS and DPITS Voice Mail. 1 card max per system. Please refer to KX-TAW848 System Capacities Chart #1 prior to configuring a system.	5	4.41 lbs.	85100-3
KX-TAW84876	8-PORT PROPRIETARY EXTENSION CARD (PLC8) 8 ports per card. Supports KX-T7700 Series (APT), DSS and DPITS Voice Mail. 2 cards max per system. Please refer to KX-TAW848 System Capacities Chart #1 prior to configuring a system.	5	5.1 lbs.	85101-0
KX-TAW848 CENTRAL OFFICE CARDS				
KX-TAW84880	4-PORT LOOP START CO CARD (LCOT4) 4 ports per card. 2 ports have power failure transfer. 1 optional (KX-TAW84893) 4 port caller ID card can be mounted to support caller ID. Please refer to KX-TAW848 System Capacities Chart # 4 prior to configuring a system.	5	4.4 lbs.	85102-7
KX-TAW848 ACCESSORIES				
KX-TAW84861	4-PORT DOORPHONE/DOOR OPENER CARD (DPH4) Supports up to 4 doorphones (KX-T30865, KX-T7775, KX-T7765 and Video Door Intercom Systems VL-GM201A and VL-GM301A). Also equipped with 4 dry contacts for connection to electric door strike or other compatible type equipment. Maximum 1 per system.	5	6.3 lbs.	85095-2


Model Number	Description	Per Master Carton		UPC Code 0-37988-
		Units	Weight	
KX-TAW848 ACCESSORIES (Continued)				
KX-TAW84866	8-CHANNEL ECHO CANCELLER CARD (ECHO8) Provides echo cancellation for conference calls for up to 16 ports. Maximum of one per system.	5	3.85 lbs.	85096-9
KX-TAW84868	EXTENSION CALLER ID CARD (EXT-CID) Required to pass Caller ID to Single line telephones, fax, answering machines, etc. Supports up to 8 SLT devices. One card per system. Mounts in any of the optional slots.	5	3.85 lbs.	85097-6
KX-TAW84893	4-PORT CALLER ID CARD (CID4) Required to receive Caller ID information from the CO. Each KX-TAW84893 activates caller ID on 4 CO lines. Mounts on the KX-TAW84880 Loop Start CO Cards.	5	1.10 lbs.	85104-1
KX-TAW84896	REMOTE CARD (V.90) (RMT) Modem card for remote maintenance and programming. Maximum 1 per system. Mounts in any of the optional slots.	5	.881 lbs.	85105-8
KX-TAW84891	2-CHANNEL MESSAGE CARD (MSG2) Provides 2 channels for outgoing messages for DISA, Queuing, Wake-Up and internal hold melody. A maximum of 32 messages can be recorded with a maximum total recording time of 15 minutes. Mounts in any of the optional slots.	5	3.85 lbs.	85103-4
KX-TDA5192	SIMPLIFIED VOICE MESSAGE CARD (SVM) Adds simple voice mail to the system. Each extension can be assigned their own mail box. One card supports 2 ports, 125 messages and 60 minutes of recording time. Each user can record a personal greeting message that is played to a caller when leaving a voice message. The user can also play back and clear greeting messages and the voice messages left by callers. Maximum of two cards per system.	3	3.28 lbs.	85173-7
MULTI-CELL WIRELESS				
KX-T0151  2.4 GHZ	2-CHANNEL CELL STATION (CS) 2-channel cell station for use with multi-cell wireless feature in the KX-TAW848. The KX-T0151 connects directly to the 4 port Hybrid Extension Card that is included in the main cabinet or the KX-TAW84870. Supports the KX-TD7694, KX-TD7684, and KX-TD7690 telephones. Maximum of 4 per KX-TAW848 system. Please refer to chart #1 prior to configuring a system.	3	4.09 lbs.	85202-4
KX-T0155  DECT	2-CHANNEL DECT CELL STATION (DCS) 2 port cell station for use with multi-cell wireless feature in the KX-TAW848. The KX-T0155 connects directly to an extension port to the DHLC and DLC cards in the KX-TDE100/200. Supports the KX-T7695 and KX-T7685 DECT telephones only.	3	4.09 lbs.	85229-1
KX-TD7685  D.E.C.T	DECT MULTI CELL WIRELESS HANDSET <ul style="list-style-type: none"> • Speaker phone with Auto Answer • Ring, Melodies and Vibration mode • Large Back lit LCD • Navi-key operation • PBX functionality support • Headset jack 	3	5.89 lbs.	85218-0

Model Number	Description	Per Master Carton		UPC Code 0-37988-
		Units	Weight	
MULTI-CELL WIRELESS				
KX-TD7695  DECT	COMPACT DECT MULTI CELL WIRELESS HANDSET <ul style="list-style-type: none"> • Speaker phone with Auto Answer • Ring, Melodies and Vibration mode • Large Back lit LCD • Navi-key operation • PBX functionality support • Headset jack 	3	5.5 lbs.	85220-8
KX-TD7684  2.4 GHZ	2.4 GHZ MULTI CELL WIRELESS HANDSET <ul style="list-style-type: none"> • Speaker phone with Auto Answer • Ring, Melodies and Vibration mode • Large Back lit LCD • Navi-key operation • PBX functionality support • Headset jack 	3	5.89 lbs.	85219-2
KX-TD7694  2.4 GHZ	COMPACT 2.4 GHZ MULTI CELL WIRELESS HANDSET <ul style="list-style-type: none"> • Speaker phone with Auto Answer • Ring, Melodies and Vibration mode • Large Back lit LCD • Navi-key operation • PBX functionality support • Headset jack 	3	5.54 lbs.	85221-5
KX-TD7690  2.4 GHZ	2.4GHZ EXECUTIVE MULTI-CELL WIRELESS HANDSET <ul style="list-style-type: none"> • 5-Line LCD with Back-Light • Navi-key Operation • Supports PBX Functionality • Headset Jack • Speakerphone • Vibrate Mode • Auto Answer • Requires KX-T0141 Cell Station 	3	5.31 lbs.	85060-0
KX-A269	CARRYING CASE FOR KX-TD7690 Black carrying case with belt clip for the KX-TD7690.	12	1.55 lbs.	85065-5
PSZZTD142CE	SITE SURVEY CELL STATION BATTERY PACK Used to power the KX-T0141 or the KX-T0151 Cell Station, for site surveys. The Cell Station, along with a KX-TD7680, KX-TD7690, KX-TD7684 or a KX-TD7694 is used as a tool to assist the installer in determining coverage and the placement of the cell stations. Requires 1 PSZZ1TD0142 power supply adapter. Must be purchased from the Panasonic Parts Center at: 800-833-9626.	N/A	N/A	N/A
PSZZ1TDA0142	BATTERY PACK/STATION CONTROL Consists of a connector to connect the Cell Station battery pack to a Cell Station for doing site surveys. 1 required with the Cell Station Battery Pack Must be purchased from the Panasonic Parts Center at: 800-833-9626.	N/A	N/A	N/A

Model Number	Description	Per Master Carton		UPC Code 0-37988-
		Units	Weight	
PROPRIETARY WIRELESS TELEPHONES				
KX-TD7896 KX-TD7896-W  <i>Blue Backlit LCD Display</i>	2.4GHZ FREQUENCY HOPPING SPREAD SPECTRUM (FHSS) MULTI-LINE TELEPHONE WITH BLUE BACKLIT LCD DISPLAY 2.4 GHz Frequency Hopping Spread Spectrum (FHSS), 6 Line Multifunction Blue Backlit LCD Display • 12 Programmable CO Line/Feature/DSS Positions, Joystick Navigation Key, Speakerphone with Auto Answer, Caller ID Compatible, Message Waiting Indicator, Headset Jack and Belt Clip. 25 Channel Auto Scanning, Separate Charging Unit, Separate Wall Mountable Base Antenna, Programmable Ring, Melody or Vibrator • One Nickel Metal Hydride Battery Included • Maximum of 4 per Installation	3	11.4 lbs.	82591-2
	ALSO AVAILABLE IN WHITE KX-TD7896-W	3	11.4 lbs.	82630-8
KX-T7700 SERIES HYBRID SYSTEM TELEPHONES				
KX-T7750 KX-T7750-B 	24 BUTTON MONITOR TELEPHONE <ul style="list-style-type: none"> • 24 Programmable Buttons • 12 CO & 12 Personal/Feature • 10 fixed buttons for (Intercom, Conference, Program, Voice Mail, Pause, Forward/Do Not Disturb, Flash/Recall, Auto Answer/Mute, Auto Dial/Store and Redial) • 3 large buttons for Hold, Transfer and Monitor • Volume Control for Speaker, Ringer and Handset • Headset Jack • Wall Mountable 	3	1.28 lbs.	50136-0
	KX-T7750-B CHARCOAL/BLACK VERSION	3	1.28 lbs.	Black 50143-0
KX-T7720 KX-T7720-B 	24 BUTTON SPEAKERPHONE TELEPHONE <ul style="list-style-type: none"> • 24 Programmable Buttons • 12 CO & 12 Personal/Feature • 10 fixed buttons for (Intercom, Conference, Program, Voice Mail, Pause, Forward/Do Not Disturb, Flash/Recall, Auto Answer/Mute, Auto Dial/Store and Redial) • 3 large buttons for Hold, Transfer and Speakerphone • Volume Control for Speaker, Ringer and Handset • Headset Jack • Wall Mountable 	3	2.46 lbs.	50051-0
	KX-T7720-B CHARCOAL/BLACK VERSION	3	2.46 lbs.	Black 50068-0
KX-T7731 KX-T7731-B  <i>Backlit Dial Keypad & LCD Display</i>	24 BUTTON SPEAKERPHONE TELEPHONE WITH BACKLIT DIAL KEYPAD AND 1 LINE BACKLIT LCD DISPLAY <ul style="list-style-type: none"> • 24 Programmable Buttons, 12 CO & 12 Personal/Feature • 10 fixed buttons for (Intercom, Conference, Program, Voice Mail, Pause, Forward/Do Not Disturb, Flash/Recall, Auto Answer/Mute, Auto Dial/Store and Redial) plus 3 large buttons for Hold, Transfer and Speakerphone • Navigation Key for Volume, Display Contrast and Function selection, Headset Jack, Wall Mountable 	3	2.55 lbs.	85114-0
	KX-T7731-B CHARCOAL/BLACK VERSION	3	2.55 lbs.	Black 85115-7

Model Number	Description	Per Master Carton		UPC Code 0-37988-
		Units	Weight	
KX-T7736 KX-T7736-B  <i>Backlit Dial Keypad & LCD Display</i>	24 BUTTON SPEAKERPHONE TELEPHONE WITH BACKLIT DIAL KEYPAD AND 3 LINE BACKLIT LCD DISPLAY <ul style="list-style-type: none"> • 24 Programmable Buttons • 12 CO & 12 Personal/Feature • 10 fixed buttons for (Intercom, Conference, Program, Voice Mail, Pause, Forward/Do Not Disturb, Flash/Recall, Auto Answer/Mute, Auto Dial/Store and Redial) plus 3 large buttons for Hold, Transfer and Speakerphone • Navigation Key for Volume, Display Contrast and Function selection, Headset Jack, Wall Mountable 	3	2.56 lbs.	85116-4
	KX-T7736-B CHARCOAL/BLACK VERSION	3	2.56 lbs.	Black 85117-1
KX-T7737 KX-T7737-B  <i>Talking Caller ID</i>	24 BUTTON SPEAKERPHONE TELEPHONE WITH TALKING CALLER ID, 3 LINE BACKLIT LCD DISPLAY AND BACKLIT KEYPAD 24 Programmable Buttons, 12 CO & 12 Personal/Feature, 10 fixed buttons for (Intercom, Conference, Program, Voice Mail, Pause, Forward / Do Not Disturb, Flash/Recall, Auto Answer/Mute, Auto Dial/Store and Redial) plus 3 large buttons for Hold, Transfer and Speakerphone, Navigation Key for Volume, Display Contrast and Function selection, Headset Jack, Wall Mountable.	3	8.16 lbs.	51614
	KX-T7740-B CHARCOAL/BLACK VERSION	3	1.28 lbs.	Black 51621
KX-T7740 KX-T7740-B 	48 BUTTON DSS CONSOLE <ul style="list-style-type: none"> • 32 DSS keys with LED'S • 16 Feature keys wo/LED'S • Wall Mountable 	3	1.28 lbs.	85011-2
	KX-T7740-B CHARCOAL/BLACK VERSION	3	1.28 lbs.	Black 85012-9

Model Number	Description	Per Master Carton		UPC Code 0-37988-
		Units	Weight	
DOOR PHONES				
KX-T30865-W KX-T30865-B 	STANDARD DOOR PHONE Compatible with Panasonic KX-TA824 and KX-TAW848 telephone systems. KX-T30865-B: BLACK VERSION	3	1.9 lbs.	50167-0
KX-T7765 	DOORPHONE WITH LUMINUS BUTTON Compatible with Panasonic KX-TD, KX-TA, KX-TAW, KX-TDA and KX-TDE systems The luminus button is not powered in glows for a period of time after exposure to light.	3	3.01 lbs.	85234-5
KX-T7775 	PREMIUM DOORPHONE Compatible with Panasonic KX-TA824 and KX-TAW848 telephone systems. Can be surface or recessed mounted in most plastic single gang electrical boxes. Optional decorative metal faceplates KX-A401 and 402 can be installed. Includes doorphone and power adaptor assembly. Offers twice the wiring distance of the standard KX-T30865 doorphone.	3	1.72 lbs.	85122-5
KX-A401 	POLISHED BRASS FACEPLATE Mounts over the face of the KX-T7775 premium doorphone. Includes matching mounting hardware.	3	.25 lbs.	85123-2
KX-A402 	BRUSHED STAINLESS STEEL FACEPLATE Mounts over the face of the KX-T7775 premium doorphone. Includes matching mounting hardware.	3	.25 lbs.	85124-9

Model Number	Description	Per Master Carton		UPC Code 0-37988-
		Units	Weight	
KX-TVA VOICE PROCESSING SYSTEM CONTROL UNITS				
KX-TVA50 	BASIC CABINET: The KX-TVA50 is a Voice Processing System (VPS) that provides both Voice Mail and Automated Attendant Service. The system can be installed using DPITS, APITS and In-band Integration. The basic cabinet is configured as follows: <ul style="list-style-type: none"> • 2 ports expandable to 6 ports using either the KX-TVA502 or KX-TVA503 Expansion Cards • 4 hours of storage expandable to 8 hours using the KX-TVA524 • 64 Mailboxes • 1 USB port Major Features <ul style="list-style-type: none"> • Automated Attendant Service • Email Integration • Windows Based PC Programmable (On Site and Remote) • Optional Built-in Remote Modem Card • Proprietary Telephone Voice Mail Menu • Live Call Screening • Intercom Paging • Interview Service • Multi-lingual Voice Prompts • Paging Notification with Call Back Number • Variable playback volume/speed with pause • Two-way record • Personal Greeting For Caller ID • Caller ID Call Routing and Name Announce 	1	6.91 lbs.	85146-1
KX-TVA50 VOICE PROCESSING SYSTEM EXPANSION AND FEATURE CARDS				
KX-TVA502	2 PORT DPT/APT/SLT INTERFACE CARD For use with the KX-TVA50 only. Supports DPITS, APITS and In-band integration. Expands the port capacity of the system by 2 ports. A maximum of 2 cards can be installed in the KX-TVA50.	3	0.61 lbs.	85147-8
KX-TVA503	2 PORT DPT INTERFACE CARD For use with the KX-TVA50 only. Supports DPITS integration only. Expands the port capacity of the system by 2 ports. A maximum of 2 cards can be installed in the KX-TVA50.	3	0.61 lbs.	85148-5
KX-TVA524	4 HOUR MEMORY EXPANSION CARD For use with the KX-TVA50 only. Expands the storage capacity of the KX-TVA50 by 4 hours. Maximum of one card can be installed per system.	3	0.28 lbs.	85149-2
KX-TVA594	LAN I/F CARD FOR USE WITH THE KX-TVA50 ONLY Required to connect the KX-TVA50 to a wide or local area network Provides messaging from the TVA system to a subscribers email.	3	0.33 lbs.	85150-8
KX-A249	19" RACKMOUNT BRACKET FOR THE TVA50 For mounting the KX-TVA50 into a 19" rack.	3	2.10 lbs.	85160-7

TELEPHONE SYSTEMS FEATURE LIST

System Features	KX-TA824	KX-TAW848
Absent Message Capability	6	9
Account Code Entry (Forced Verified)	50	1,000
Account Code Entry (Optional)	X	X
Automated Attendant (with DISA/OGM)	X	X
Automatic CO Hunting	X	X
B.G.M. (Back Ground Music) Jack	1	1
Call Back Busy	X	X
Call Forwarding	X	X
Call Hunting (Terminal or Circular)	X	X
Call Log System	(300 Numbers)	Programmable
Call Parking Zones	10	X
Call Park Retrieve	X	X
Call Pick Up	X	X
Call Retrieve from TAM	X	X
Call Transfer/Transfer Recall	X	X
Call Waiting	X	X
Caller ID, Call Logging	(20/Station)	Programmable
Caller ID, Call Log Lock	X	X
Caller ID, Callback	X	X
Caller ID Call Waiting	X	X
Caller ID (Name and/or Number) to APT	X	X
Caller ID (Name and Number) to SLT	X	X
Caller ID Internal	X	X
Class of Service	5	64
CO Limited Duration Timer	X	X
CO Line Status (Two Color LED)	X	X
Conference Calling (3 Party)	X	X
Conference Calling (8 Party)		X
Data Dump (Print Out of System Program Data)	X	X
Data Line Security (for Fax or Modem)	X	X
Date and Time Display	X	X
Delayed Ringing	X	X
D.I.L. (Direct in Line)	X	X
D.I.S.A. (Direct Inward System Access)	X	X
D.I.S.A. Single Digit Access	X	X
Distinctive Ringing Tone (Doorphone, Intercom, CO)	X	X
D.N.D. (Do Not Disturb)	X	X
Do Not Disturb Override	X	X
Door Intercoms/Door Opener Contacts	4/4	4/4
DSS/BLF Consoles	2	X
Dual Port Usage (Parallel SLT Station)	X	X
Duration Time of Call Display	X	X
Electronic Station Lock	X	X
Extension Groups	8	32
Exclusive Hold	X	X
Executive Override	X	X
Executive Override Deny	X	X
External Paging Access	1	1
Fax Transfer	X	
Flexible CO Keys (DSS/BLF, One Touch Dial)	X	X

X = Yes

Units, Weights and Specifications subject to change.

TELEPHONE SYSTEMS FEATURE LIST

System Features	KX-TA824	KX-TAW848
Flexible DSS Keys (One Touch, Feature Access)	X	X
Flexible Key Assignments	X	X
Flexible Line Assignment	X	X
Flexible Night Service/Programmable/Manual	X	X
Flexible Ringing Assignment (Day, Night, Lunch)	X	X
Flexible Station Numbering	X	X
Hands-Free Answer Back Intercom	X	X
Handset/Headset-Display Phones	X	X
Hold	X	X
Hold Recall/Hold Reminder	X	X
Industry Standard Telephone Capability	X	X
Internal Paging (All Call Paging)	X	X
Internal Paging (Zone Paging)	8-Zones	32-Zones
Last Number Redial	X	X
Limited Call Duration	X	X
Login/Logout	X	X
Memory Back-up	X	X
Message Waiting - Proprietary Phones	X	X
M.O.H. (Music on Hold)	X	X
Multi-Cell Wireless (2.4GZ & D.E.C.T.)		X
Multiple Voice Mail Lamps	X	X
Off-Hook Tone Signaling	X	X
On-Site Programming Diagnostics	X	X
Operator Call	X	X
Power Failure Transfer	X	X
Pre-Selection (Central Office of Intercom)	X	X
Privacy Release	X	X
Ring Groups	X	X
Room Monitor	X	X
Saved Number Redial	X	X
Secret Dialing	X	X
S.M.D.R. (Station Message Detail Recording)	X	X
Station Name Display	X	X
Station Speed Dial	10	10
Station to Station Messaging	X	X
System Configuration Backup Utility	X	X
System Speed Dial Numbers	100	1,000
Toll Restriction	5-Class	32-Class
Toll Restriction Override	X	X
Tone/Pulse Conversation	X	X
Tone/Pulse Dialing (By CO Line)	X	X
Transfer (Screened/Unscreened)	X	X
Trunk Groups	X	X
Unattended Conference Call	X	X
Voice Mail Card (In Skin)	X	X
Voice Mail CO-Based	X	
Voice Mail Integration (APITS)	X	X
Voice Mail Integration (DPITS)		X

X = Yes

Units, Weights and Specifications subject to change.

CHART #1

TELEPHONE SYSTEMS TELEPHONE COMPATIBILITY, CAPACITIES, SPECIFICATIONS AND FCC NUMBERS		
TELEPHONE COMPATIBILITY		
Devise	KX-TA824	KX-TAW848
Industry Standard Single Line Telephones (SLT)	0	0
KX-T7750, KX-T7750-B	0	0
KX-T7720, KX-T7720-B	0	0
KKX-T7731, KX-T7731-B	0	0
KX-T7736, KX-T7736-B	0	0
KX-T7737, KX-T7737-B	0	0
KX-T7740, KX-T7740-B	0	0
KX-TD7896, KX-TD7896-W	0	0
KX-T30866-W, KX-T30866-B & KX-T7765	0	0
KX-T7775, KX-T7765	0	0
VL-GM201A, VL-GM301A	0	0
KX-T0151, KX-T0155		0
KX-TD7690		0
KX-TD7684, KX-T7685		0
KX-TD7694, KX-T7695		0
MAXIMUM CAPACITIES		
Trunk Ports	8	8
Extension Ports	24	24
Single Line Telephones*	24	24
Analog Proprietary Telephones 7700, 7300 or 7000 Series*	24	24
DSS Consoles	2	2
Voice Processing System	4 Ports (2 Systems 2 ports each)	4 Ports (2 Systems)
Cell Stations (KX-T0141, KX-T0151 & KX-T0155)*	0	4
Multi-Cell Wireless Telephones (KX-TD7680, KX-TD7690, KX-TD7684, KX-TD7694, KX-TD7685 & KX-TD7695)		28
Wireless Telephones KX-TD7896)*	4	4
Doorphone Ports	4	4
External Paging Output Jack	1	1
Music Hold Input Jack	1	1
Intercom Paths	4	Non-blocking
Serial Interface ports	1-USB, 1-RS232	1-USB, 1-RS232
*Each device requires one extension port		
SPECIFICATIONS		
Power Source	100 V AC to 240 V AC, 0.75A to 1.5A, 50 Hz/60 Hz	(AC Adaptor)100 V AC to 240 V AC, 0.75A to 1.5A, 50 Hz/60 Hz
Dimensions (Width, Height, Depth)	14.3/8 in _ 11.1/8 _ 4.5/8 in	10-4/5 in _ 14-4/5 in _ 4-3/5 in
Weight (when fully configured)	7.71 lbs.	7.72 lbs.
Memory Backup Duration	7 years	7 years
TELEPHONE SYSTEM FCC REGISTRATION NUMBERS		
FCC#	ACJMF04BKX-TA824	ACJMF03AKX-TDA50

X = Yes

Units, Weights and Specifications subject to change.

KX-TVA50 FEATURES

System Features	Subscribers Features
Alternate Extension Group	Auto Receipt Conformation
Auto Forwarding	Automatic Log-in (APT/DPT Integration Only)
Automated Attendant	Autoplay New Message
Broadcasting Messages	Bookmark
Busy Coverage Mode	Call Transfer Status
Call Transfer to Outside	Callback Number Entry
Caller ID Call Routing (APT/DPT Integration Only)	Caller ID Callback (DPT Integration Only)
Caller ID Screening (APT/DPT Integration Only)	Calling a Beeper (Pager)
Caller Name Announcement—Personal (APT/DPT Integration Only)	Delete Message Confirmation
Caller Name Announcement—System (APT/DPT Integration Only)	External Message Delivery List
Class of Service (COS)	External Message Delivery Service
Company Greeting	Group Distribution List—Personal
Company Name	Group Distribution List—System
Covering Extension	Incomplete Call Handling Service
Custom Service	Live Call Screening (APT/DPT Integration Only)
Daylight Saving Time Assignment	Mailbox
Dialing by Name	Mailbox Capacity Warning
DID Call Routing (DPT Integration Only)	Message Transfer
E-mail Integration	One-touch Two-way Transfer (DPT Integration Only)
Extension Group	Personal Custom Service
Fax Management	Personal Greeting for Caller ID (APT/DPT Integration Only)
Hold	Personal Greetings
Holiday Service	Playback Volume/Speed Control
Intercom Paging (APT/DPT Integration Only)	Private Message
Interview Service	Receive Message
List All Names	Message Recovery
Logical Extension (All Calls Transfer to Mailbox)	Remote Call Forwarding Set (DPT Integration Only)
Message Delivery, Internal	Subscriber Tutorial
Message Reception Mode	Temporary Personal Greeting
Message Waiting Notification—Device	Timed Reminder Setting (DPT Integration Only)
Message Waiting Notification—Lamp	Toll Saver (APT/DPT Integration Only)
Multilingual Service	Two-way Record (APT/DPT Integration Only)
No Answer Coverage Mode	Two-way Transfer (APT/DPT Integration Only)
On Hold Announcement Menu	Unlimited Message Length
Operator Service	Urgent Message
PIN Call Routing	VM Menu (DPT Integration Only)
Play System Prompt After Personal Greeting	System Setting Features
Port Service	Auto Configuration (APT/DPT Integration Only)
Rotary Telephone Service	Custom Service Builder
Service Access Commands	Default Mailbox Template
Service Groups	Password Administration
System Clock	Recording by System Administrator
System Prompts	Service Mode
Time Service (day, night, lunch, and break)	System Backup/Restore
Trunk Service (Universal Port) (APT/DPT Integration Only)	System Reports
Voice Mail Service	System Security
	Time Synchronisation (DPT Integration Only)

CHART #2

KX-TVA50 VOICE PROCESSING SYSTEMS MAXIMUM CAPACITIES AND SPECIFICATIONS		
OPTIONAL CARD CAPACITIES		
KX-TVA502	2-Port Hybrid Expansion Card	2
KX-TVA524	Memory Expansion Card	1
KX-TVA594	LAN Interface Card	1
KX-TVA296	Modem Card	1
KX-TVA204	4-Port Digital Expansion Card	
INITIAL CONFIGURATION AND EXPANSION CAPABILITIES		
No. of Ports	Initial Configuration	2
	Maximum	6
Recording Time	Initial Configuration	4 hours
	Maximum	8 hours
SPECIFICATIONS		
Custom Services		Up to 100
Number of Messages		Unlimited up to Memory Storage
Length of Personal Greeting Message		Up to 360s (programmable)
Message Retention Time		1 to 30 days, unlimited (programmable)
Maximum Message Length		1 to 60 minutes, unlimited (programmable)
Maximum Combined Length of Message per Mailbox		1 to 60 minutes, unlimited(programmable)
Number of Mailboxes		62 Subscriber+ 2 Manager
Power Source		100 V AC to 240 V AC, 0.25 A, 50 Hz/60 Hz
DC Input		9 V, 0.75 A (6.75 W)
Dimensions (W _ H _ D)		14 1/2 (W) x 11 3/16 (H) (D)
Weight (without optional cards)		No more than 7.7 lbs.

WARRANTY DATA – COMPLETE TERMS OF THE WARRANTY ARE SET FORTH ON WARRANTY CARDS PACKED WITH THE PRODUCT AND AVAILABLE FOR THE CUSTOMER'S EXAMINATION FROM THE DEALER PRIOR TO PURCHASE.

LIMITED WARRANTY

- All Panasonic Supplied Hybrid, Digital Hybrid and Voice Processing Components
1 Year Parts and Labor

ALL OF THE ABOVE SUBJECT TO TERMS OF WRITTEN WARRANTY

All shipments F.O.B. from our warehouse.

All Orders subject to our acceptance.

Prices quoted are subject to change without notice.

Units, Weights and Specifications are subject to change.

NO RETURNS without prior approval in writing by our Regional Office.

For warranty service, please send product, including detailed description of problem, to the CSD Repair Center listed below.

CSD Service Centers

Panasonic Business Telephone Service
415 Horizon Drive Bldg. 300 Ste. 350-B
Suwanee Ga 30024-3186
Phone: (770-904-8350)
Fax: (770-904-8357)
e-mail: btsservice@us.panasonic.com

MINIMUM ORDER QUANTITY POLICY

ALL ORDERS MUST BE IN MASTER CARTON QUANTITY INCREMENTS ONLY!

MINIMUM ORDER QUANTITY OF SIX (6) UNITS FOR ALL PRODUCTS. EXCEPT:

MINIMUM ORDER QUANTITY OF THREE (3) UNITS FOR:
HYBRID TELEPHONE SYSTEM COMPONENTS

NO MINIMUM ORDER QUANTITY FOR:
ACCESSORIES

WHEN PRODUCT CATEGORIES ARE MIXED ON AN ORDER, THE CATEGORY WITH THE HIGHEST MINIMUM WILL DETERMINE THE MINIMUM ORDER QUANTITY FOR THAT ORDER.

Panasonic

ideas for life

Panasonic Consumer Electronics Company
Division of Panasonic Corporation of North America

Executive Offices

Three Panasonic Way 4A-1, Secaucus, New Jersey 07094 • (201) 348-7000

Panasonic Customer Call Center

9 am - 9 pm (EST) Monday through Friday; 9 am - 7 pm (EST) Saturday and Sunday
1-800-211-PANA

consumerproducts@us.panasonic.com

www.panasonic.com/csd

Internet Keyword: Panasonic Digital Super Hybrid Telephone Systems